



## ABOUT THIS GUIDE

This Guide provides a high-level overview of patient lists using the Reports feature in Practice Fusion and how it can be used to help identify clinically appropriate patients who may be candidates for therapy. The overview is meant to provide guidance for you, your practice electronic health record (EHR) champion, or IT staff.

Experienced users are the main focus of this Guide; not every step is included in the instructions, and this is not a replacement for training from Practice Fusion. There are several ways to approach each workflow in Practice Fusion. This Guide highlights one workflow; however, you may be familiar with an alternative approach. Please note that this Guide was created based upon Practice Fusion version 3.7. Screens and features may change as new software versions are released.



## USING PATIENT LISTS

The Patient List can be helpful to identify patients meeting certain criteria, including diagnosis, current medications, and other clinical or patient demographic information. When used effectively, this report provides an opportunity to identify patients who are clinically appropriate for therapy based upon clinician decision to treat.

A Patient List can be used to identify a gap in care and to contact patients who may be considered for treatment.



## PATIENT LIST CRITERIA

Patient lists can be created from multiple criteria such as medications, patient diagnoses or other clinical or patient demographic information. For example, EHR criteria could include patients with opioid dependence, taking buprenorphine medications such as Subutex or Suboxone.

See the appendix for a detailed list of criteria which may be appropriate to identify opioid dependent patients who may benefit from treatment.



## FACTORS THAT MAY IMPACT REPORT RESULTS

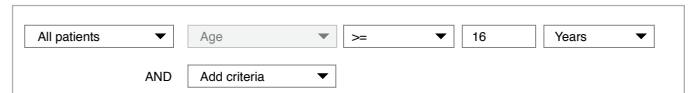
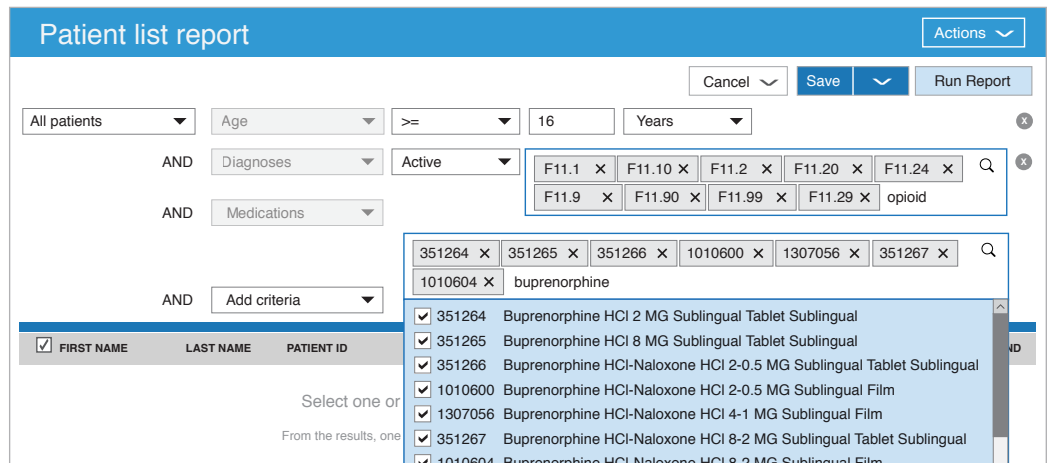
The number of patients appearing on report results may be impacted by the clinical data available in the EHR. For example, clinical data stored only in PDF documents or free text fields rather than discrete fields may not be included.

These information gaps can reduce the number of patients on a patient list.

## REPORTS: CREATING A PATIENT LIST

The following steps illustrate how to run a patient list using Reports feature in Practice Fusion to help identify examples of appropriate patients who may be candidates for treatment.

- Navigate to **Reports** and select **Patient List Report (New)**
- Select **Add Criteria**, choose **Age**. Fill in appropriate field with **≥ 16 years**
- Select the **Add criteria** dropdown, choose **Diagnoses**

**Patient list report** [Actions]

Cancel Save Run Report

All patients Age ≥ 16 Years

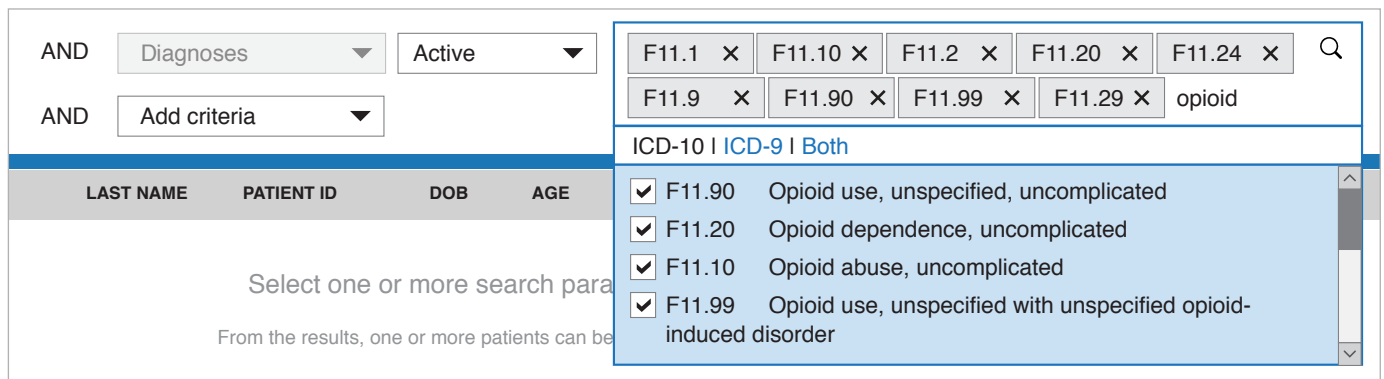
AND Diagnoses Active

AND Medications

AND Add criteria

| FIRST NAME | LAST NAME | PATIENT ID  |
|------------|-----------|---|
|            |           | Select one or more search parameters                    |
|            |           | From the results, one or more patients can be selected. |

- Search for and select appropriate diagnosis codes, using checkmarks. (See Appendix for a complete list of diagnosis codes)



AND Diagnoses Active

AND Add criteria

ICD-10 | ICD-9 | Both

| ICD-10                                     | Description  |
|--|--|
| <input checked="" type="checkbox"/> F11.90 | Opioid use, unspecified, uncomplicated                           |
| <input checked="" type="checkbox"/> F11.20 | Opioid dependence, uncomplicated                                 |
| <input checked="" type="checkbox"/> F11.10 | Opioid abuse, uncomplicated                                      |
| <input checked="" type="checkbox"/> F11.99 | Opioid use, unspecified with unspecified opioid-induced disorder |

- In the next **Add criteria** dropdown, select **Medications**. Search for an appropriate medication and check all desired strengths
- To search for additional medications, type the name at the end of the displayed codes, as shown. (See Appendix for a complete list of medications)

**Patient list report** [Actions]

Cancel Save Run Report

All patients Age >= 16 Years

AND Diagnoses Active F11.1 x F11.10 x F11.2 x F11.20 x F11.24 x F11.9 x F11.90 x F11.99 x F11.29 x opioid

AND Medications

AND Add criteria

351264 x 351265 x 351266 x 1010600 x 1307056 x 351267 x 1010604 x buprenorphine

- 351264 Buprenorphine HCl 2 MG Sublingual Tablet Sublingual
- 351265 Buprenorphine HCl 8 MG Sublingual Tablet Sublingual
- 351266 Buprenorphine HCl-Naloxone HCl 2-0.5 MG Sublingual Tablet Sublingual
- 1010600 Buprenorphine HCl-Naloxone HCl 2-0.5 MG Sublingual Film
- 1307056 Buprenorphine HCl-Naloxone HCl 4-1 MG Sublingual Film
- 351267 Buprenorphine HCl-Naloxone HCl 8-2 MG Sublingual Tablet Sublingual
- 1010604 Buprenorphine HCl-Naloxone HCl 8-2 MG Sublingual Film

SELECT ONE OR MORE FROM THE RESULTS, ONE

- Optionally, select **medication/ prescription start dates**

AND Medications

351264 x 351265 x 351266 x 1010600 x 1307056 x 351267 x 1010604 x Select one or more medication

09/26/2019 to 03/26/2020 Last 3 mos | 6 mos | 1 yr

- Select **Run Report**

The resulting patient list displays on the screen. Desired patient charts can be accessed from the results. Reports can be printed or exported to a spreadsheet to enable strategic data sorting and filtering.

**Patient list report from saved query** [Actions]

Cancel Save Run Report

"Pt >=16 Opioid addiction on Meds" [icon]

All patients Age >= 16 Years

AND Diagnoses Active F11.1 x F11.10 x F11.2 x F11.20 x F11.24 x F11.9 x F11.90 x F11.99 x F11.29 x opioid

AND Medications

351264 x 351265 x 351266 x 1010600 x 1307056 x 351267 x 1010604 x Select one or more medication

09/26/2019 to 03/26/2020 Last 3 mos | 6 mos | 1 yr

AND Add criteria

| <input checked="" type="checkbox"/> | FIRST NAME | LAST NAME | PATIENT ID | DOB       | AGE    | SEX | PREFERRED CONTACT | STATUS | EXPAND |
|-------------------------------------|------------|-----------|------------|-----------|--------|-----|-------------------|--------|--------|
| <input checked="" type="checkbox"/> | Michael    | TestTwo   | TM216823   | 07/19/161 | 58 yrs | M   | (555) 555-5555    | Active | more   |

## APPENDIX PATIENT IDENTIFICATION CRITERIA

1. Patient age, and

- $\geq 16$

2. ICD-10 Diagnosis Codes: and,

| ICD-10-CM Code | Code Description  |
|----------------|---|
| <b>F11</b>     | Opioid related disorders  |
| <b>F11.1</b>   | Opioid abuse  |
| <b>F11.10</b>  | Opioid abuse uncomplicated  |
| <b>F11.2</b>   | Opioid dependence   |
| <b>F11.20</b>  | Opioid dependence uncomplicated   |
| <b>F11.21</b>  | Opioid dependence in remission  |
| <b>F11.24</b>  | Opioid dependence with opioid-induced mood disorder   |
| <b>F11.25</b>  | Opioid dependence with opioid-induced psychotic disorder                                      |
| <b>F11.29</b>  | Opioid dependence with other opioid-induced disorder with unspecified opioid-induced disorder |
| <b>F11.9</b>   | Opioid use, unspecified   |
| <b>F11.90</b>  | Opioid use, unspecified uncomplicated   |
| <b>F11.99</b>  | Opioid use, unspecified with unspecified opioid-induced disorder                              |

3. Medication history contains any of these medications based on drug name, strength and form:

- Buprenorphine HCl Sublingual Tablet Sublingual 2 MG
- Buprenorphine HCl Sublingual Tablet Sublingual 8 MG
- Suboxone Sublingual Film 2-0.5 MG
- Suboxone Sublingual Film 4-1 MG
- Suboxone Sublingual Film 8-2 MG
- Buprenorphine HCl-Naloxone HCl Sublingual Tablet Sublingual 2-0.5 MG
- Buprenorphine HCl-Naloxone HCl Sublingual Tablet Sublingual 8-2 MG
- Buprenorphine HCl-Naloxone HCl Sublingual Film 2-0.5 MG
- Buprenorphine HCl-Naloxone HCl Sublingual Film 4-1 MG
- Buprenorphine HCl-Naloxone HCl Sublingual Film 8-2 MG
- Bunavail Buccal Film 2.1-0.3 MG
- Bunavail Buccal Film 4.2-0.7 MG
- Zubsolv Sublingual Tablet Sublingual 0.7-0.18 MG
- Zubsolv Sublingual Tablet Sublingual 1.4-0.36 MG
- Zubsolv Sublingual Tablet Sublingual 2.9-0.71 MG
- Zubsolv Sublingual Tablet Sublingual 5.7-1.4 MG